



Discover your inner child!


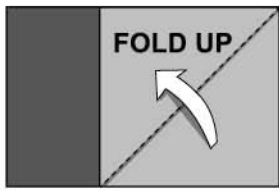
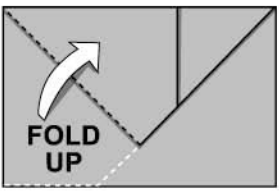
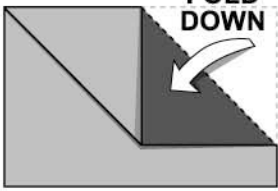
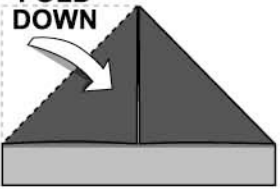
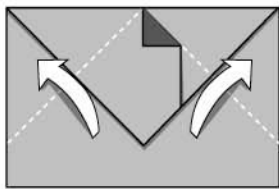
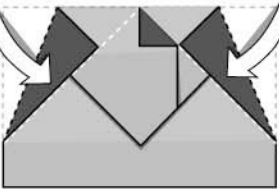
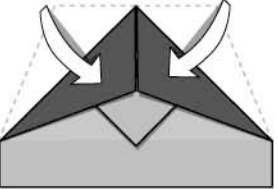
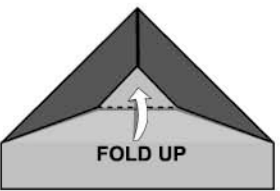
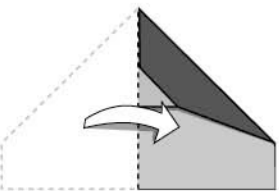
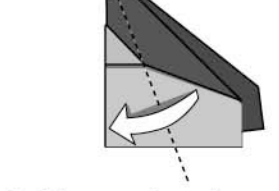



Gosh, I didn't know it was possible!

Go back to a time when simple things mattered – drinking homemade lemonade, jumping in a pile of Autumn leaves, playing backyard cricket or... *pretending you're a highly trained spy-plane pilot destined to save the entire planet!*

Let your dream come true in just 12 EASY STEPS! Here's how...

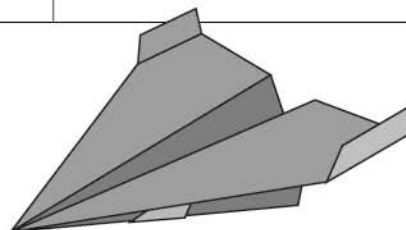
FOLDING INSTRUCTIONS:

<p>1.</p>  <p>Your sheets have the first fold done.</p> <p>----- Represents new folds</p>	<p>2.</p>  <p>Fold top layer only.</p>	<p>3.</p>  <p>Fold top layer only.</p>	<p>4.</p>  <p>Fold top layer only.</p>
<p>5.</p>  <p>Fold top layer only.</p>	<p>6.</p>  <p>UNFOLD last 2 folds.</p>	<p>7.</p>  <p>Fold corners to meet just inside the unfolded creases.</p>	<p>8.</p>  <p>Fold again along these creases.</p>
<p>9.</p>  <p>Fold point up, then TURN PLANE OVER.</p>	<p>10.</p>  <p>Fold in half.</p>	<p>11.</p>  <p>Fold one wing along line indicated. Turn over & repeat on other side.</p>	<p>12.</p>  <p>REAR PROFILE.</p> <p>Lastly, turn up fins about 1cm wide on each wing.</p>

REMEMBER ALL PILOTS:

It is your mission to spread goodwill, not to harm. DO NOT aim your craft at people's faces.

HAVE FUN!



BROUGHT TO YOU BY



ILLUSTRATION & DESIGN

Ph: 07 3371 9157
Mob: 0414 621108



